

Overview

MCLASS™ Unified Power Systems combine FlexPower® power modules alongside Mercury Security™ access hardware in one compact and secure UL Listed solution.

This unit is a 12V and 24V DC dual voltage access power system.

Three C8 lock control modules provide twenty four access control inputs capable of voltage or dry contact activation, and twenty four outputs programmable for failsafe / failsecure operation at either 12 or 24 VDC and controlled by the integrated fire alarm interface circuit on the FPO. Three D8 modules provide twenty four auxiliary class II outputs and each output is configurable for 12 or 24VDC operation.


MCLASS enclosures are painted steel with removable backplate and include lock, two (2) keys and tamper switch.

System Features

- ◆ **FPO offline power supply**
 - 120 or 230 VAC input
 - 12 and 24 VDC outputs
 - On board Fire Alarm Interface
 - Continuous and resettable DC
- ◆ **Distributed outputs**
 - 24 auxiliary, power limited at 2.5A each
 - 24 controlled, fused at 3A each
- ◆ **Expansion options**
 - Increased power, multiple voltages
 - Additional distribution outputs
 - Network monitoring and reporting
- ◆ **Lifetime Warranty**

Enclosure Features

- ◆ **Labor saving design**
 - Pre-wired power section
 - Pre-punched knockouts
 - Removeable backplate simplifies installs
 - Pre-defined hole pattern for power section
 - Access panels mount on threaded studs - no drilling required
- ◆ **Additional benefits**
 - Wire management room
 - Double doors with three point lock
 - 8" enclosure depth fits battery set
 - Tamper switch, dual key set standard
 - Mounting hardware for access boards included



Ordering

Description

Ordering	Description
FPO250/250-3C83D8PE12M	500W (12V & 24V) 24 lock/24 ptc aux outputs
FPO250/250-3C8P3D8PE12M	500W (12V & 24V) 24 ptc lck/24 ptc aux outputs
FPO250/250-3C83D8E12M	500W (12V & 24V) 24 lock/24 aux outputs

For models preset to 230VIN, add 'E' to the end of the model number.

Ex: FPO250/250-3C83D8PE12M/E



Specifications

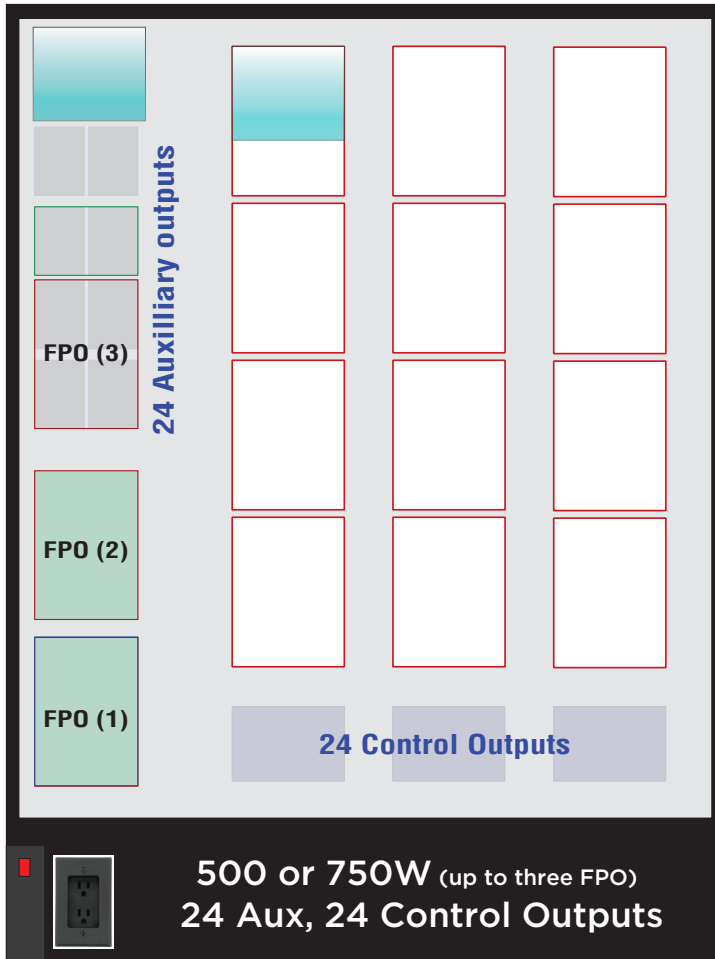
Input Power	Input 120/230 VAC 50/60 Hz 600 Watts Overload and short circuit protection Over temperature protection Polarized AC power supply disconnect
Output Power	FPO250 X 2 : 12V/20A or 24V/10A 250 Watts Each Outputs: Continuous (DC1) Resettable (DC2) 24 control outputs, fused at 3A each 24 auxiliary outputs, class 2 power limited at 2.5A each 120 mV output voltage ripple System Efficiency: 87% System BTU Rating: 218 BTU/Hr
Battery Charging	Independent built-in 2A charger for sealed lead acid or gel type batteries Microprocessor dual rate charging of 12 or 24 V battery sets Charges up to 80Ah battery sets within UL limit Automatic switchover to standby battery when AC fails Zero voltage drop when switched over to battery backup
Supervision	AC Fail (form "C" contacts) System Fault (form "C" contacts) may be triggered by low/no battery, short to earth ground, power supply failure or blown fuse
Visual Indicators	AC input, DC1 and DC2 output System fault / AC fault Short to earth ground Reverse battery polarity Fire Alarm Input activated C8: DC outputs and fault status D8P: DC outputs
Regulatory Compliance	UL294, UL603, UL1076, ULC S318, ULC S319 CSA C22.2 #107.1, CSA 22.2 #60950 FCC Part 15, Subpart B CE
Enclosure Dimensions	Size: 48.00H x 36.00W x 8.00D in. (122.00 x 91.00 x 20.30 cm) Weight: 120 lbs.
Access Panel Mounting	LP1502, LP4502, LP2500, MR50, MR52, MR16, LNL-500, 1100, 1200, 1320, 2000, 2220, 3300

E12M Mercury Mounting Guide

Mercury	Slots	Area
MR52 / LPxx	12	6 x 8
MR16in / MR16out	12	6 x 8
LP2500 / MUX8	13	6 x 5

Enclosure Features

- ◆ **Custom Backplate**
 - Light weight aluminum with AC and battery slots to protect cables
 - LSP pre-wired power modules reduce installation time
 - Vertical Mercury pattern for maximum design flexibility
 - Wide wire management channels for panduit or tie wrap
- ◆ **E12 Enclosure**
 - Protected AC cover with on/off circuit breaker for maintenance safety and AC outlet for service equipment or lighting
 - Pre-drilled mounting holes for field upgrades
 - 8" cabinet depth accommodates large battery sets
 - Removable double doors with "fast disconnect" ground straps and three point locking mechanism
 - Multiple knockouts all four sides



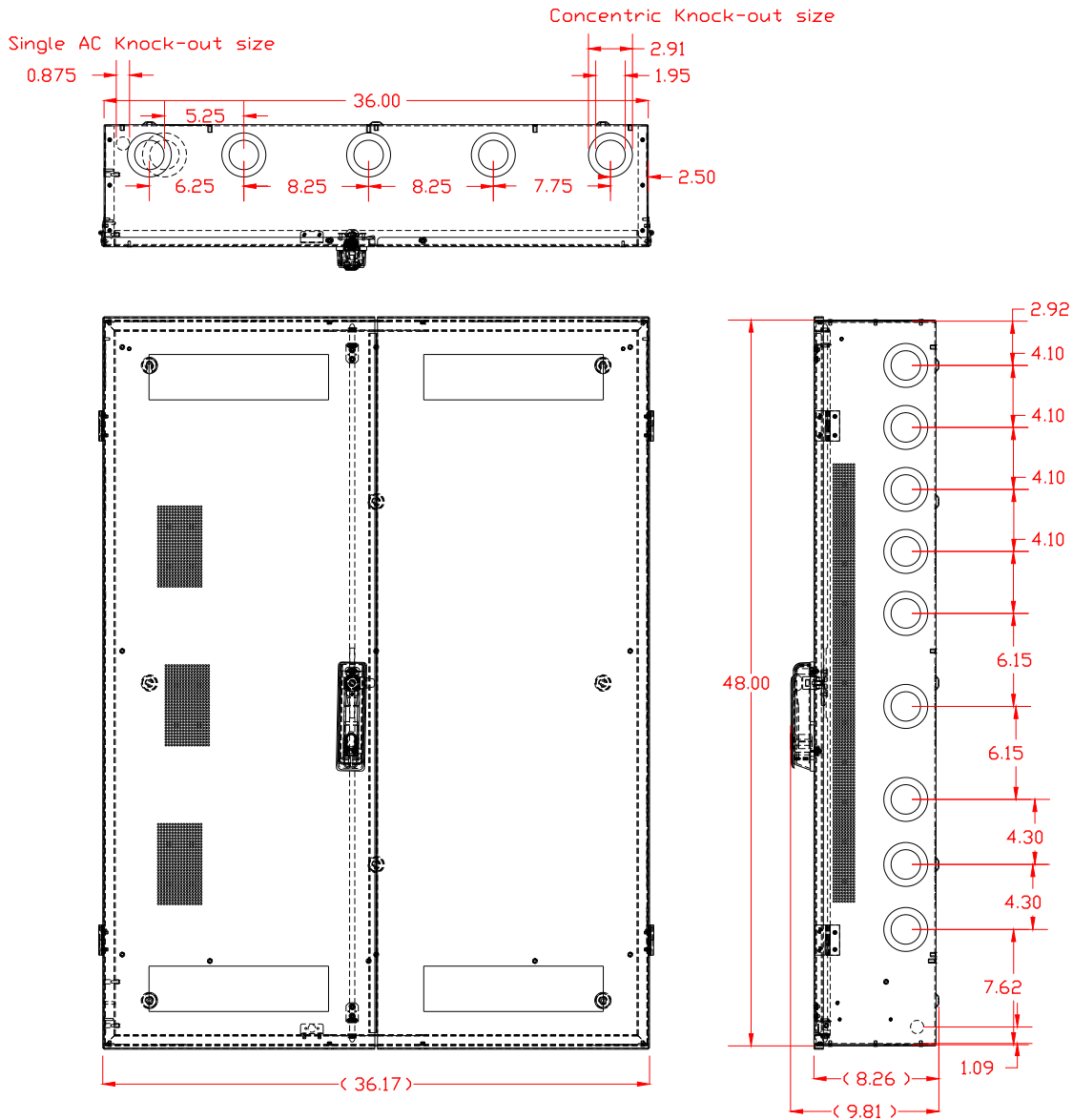
**LP1502
MR52
MR16** **12 Slots**

LP2500 **Dedicated left corner**

(2) LP1501 can be mounted in a MR52 slot using EPLT-1M expansion bracket

E12 Enclosure Dimensions (H x W x D)

48.00" x 36.00" x 8.00" (122 x 91 x 20.3 cm)



LifeSafetyPower.com

(888) 577-2898
 info1@lifesafetypower.com

Specifications subject to change without notice.

© 2022 LifeSafety Power. All rights reserved. LifeSafety Power and FlexPower are registered trademarks of LifeSafety Power. This literature is for guidance only. It does not constitute recommendations, representation, or advice, nor is it part of any contract. Our policy is one of continuous product improvement, and the right is reserved to modify the specifications contained herein without notice.

P01-1062A 07/22

LifeSafety Power

10027 S. 51st Street, Suite 102
 Phoenix, AZ 85044 USA

